


IN THIS NEWS LETTER, WE WILL DISCUSS...

- Getting Prepared to get Back to School
- The Organized Bathroom
- Tackling the Tackle Box



Getting Prepared to get Back to School

The start of school is less than a month away and there is a lot to do to get the kids ready! Here are 3 ways to streamline your home for the school year.

- **WEED** through last year's kids' clothes and determine what to get rid of, what hand down to a sibling or friend, and what to donate. Next, go through the same process with shoes and coats. You will be amazed how many items are perfect for donation or to be given to a younger child. It's absolutely ok to have a bin or two for clothes that a sibling or cousin will grow into in 6 months to a year.

- **SORT** through old school papers and keep only what you think is really important - perhaps their grades and a few select art projects. Some of the art projects from past years can go to grandparents as well. If you don't have an all-purpose bin yet, I suggest purchasing one for your child's art work so that you have a place to put it during the school year.

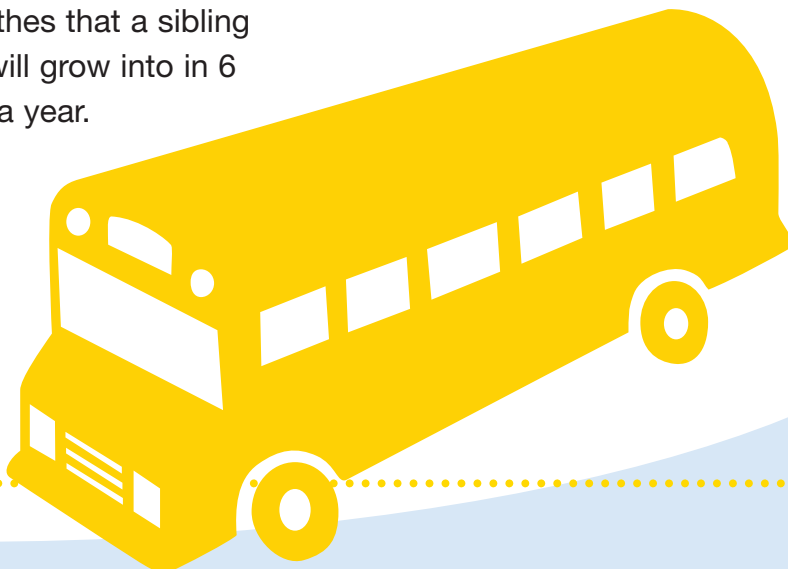
<http://tinyurl.com/5oavjt>

- **ORGANIZE** your kids' desks.

First, go through the desk and get rid of any garbage. Pull out the items your child can use again, such as school supplies. After removing the old school supplies, you can determine what you have, and what you need to purchase. If the desk doesn't have a lot of drawers, I suggest buying extra storage for the desk to keep supplies tidy:

<http://tinyurl.com/5rqffe>

Follow these steps and you will be on your way to a more organized school year!



The Organized Bathroom

Imagine not having make-up and hair products all over your countertops...

Imagine a bathroom that is free of clothing, clutter and chaos...

Imagine entering your bathroom and not having that familiar tension in your shoulders and nagging in your head that you have yet another room to clean...

Having an organized bathroom is of the utmost importance to keeping your mind and body centered. The cleaner it is, the more relaxed you'll be when you come home at the end of a long day. Why? Because you won't be worrying out about cleaning it! Your bathroom should be a place for making yourself feel beautiful and calm, not disorganized and stressed out.

When your bathroom is organized and free of clutter, it will take you less time to get ready in the morning and at night. This will give you peace of mind, and more importantly, time for things you enjoy like reading a book or spending time with your loved ones. Once you have organized your bathroom both you and your room will feel more serene.

Your bathroom is the perfect place to create an oasis or spa like environment. Be honest, this is the where you spend most of your time, next to your bedroom. With your space lovely and clean, you'll have something to look forward to after a long week, or even after a rough day at work, like a long luxurious bath or a facial.

There is a mind-body connection between seeing clean surfaces and feeling calm. Think about a cluttered room...like your office...isn't it hard to relax and concentrate until you've picked it up? The good news is that making your bathroom into an oasis is more straight forward than you think. Follow these simple steps and you'll be well on your way to a more tranquil space.

What to Keep and What to Toss

1. **Throw Out** all Out-of-Date Make-Up:

Oil-Free Foundation: 1 year
Cream or Compact Foundation: 18 months
Concealer: 12-18 months
Powder: 2 years
Blush and Bronzer: 2 years
Cream Blush: 12-18 months
Powder Eye shadow: 2 years
Cream Eye shadow: 12-18 months

Eyeliner (pencil): 2 years
Liquid eyeliner: 3-6 months
Mascara: 3 months
Lipstick: 2 years
Lip liner: 2 years
Lip gloss: 18-24 months
Nail Color: 1 year

2. Purge all Unused or Purchased-on-a-Whim Body Gels, Bubble Baths and Salts: These are great gifts for friends who don't have these luscious treats. They can also be donated!

3. Consolidate Shampoo and Conditioner: Do you really need eight different bottles of shampoo? Figure out which ones works best for your hair type and stick with those. If you buy shampoo and conditioner in bulk make sure you have the storage room for them. It is ok to have more than one hair product ladies, but we don't need more than four!

Organize what is left by storing creatively

1. Purchase a tub/floor to ceiling shower caddy or try an over the shower head rack to hold all shower paraphernalia: <http://tinyurl.com/kwtkq>

2. Use moderately scaled baskets/trays to hold makeup and other daily essentials on your countertop if you have no drawers: <http://tinyurl.com/6no8zn>

3. Try dividers in your drawers for hair brushes, etc. Utensil trays work well, or you can try these smart options: <http://tinyurl.com/6o9gc3>

4. Utilize the space in the medicine cabinet, when possible, for items such as pills, toothpaste, and mouthwash.

5. Consider a basket for reading materials: <http://tinyurl.com/29a735>

6. Get Creative by using attractive bins or baskets to hide bulky or toxic items such as toilet paper, cleaner, etc. if they don't fit under the sink.

Take a little time to create a private sanctuary and you will be well on your way to a more relaxed life.



Tackling the Tackle Box

We all have hobbies and crafts that we love - sewing, bead work, scrapbooking, stamps, models- just to name a few. But it can be a challenge to keep them organized, especially if you don't have a special room dedicated to your craft.


The Perfect Solution: A Tackle Box!

Below is a list of hobbies and crafts that are especially suited to the tackle box solution:

- Jewelry Making – With jewelry making you have a ton of small objects that need to be contained, such as beads and clasps. There are also slots for the tools you use. The tackle box will not only keep your tools and materials separate and orderly but they will all be within hand's reach! <http://tinyurl.com/5ahxdp> or <http://tinyurl.com/6o9npf>
- Model Airplanes – This handy box will hold all of your propellers, tape, glue, Velcro and small tools. It will even hold your suntan lotion and sun glasses for your day of outdoor high flying! <http://tinyurl.com/6e7rxg>
- Sewing – A trusty toolbox will hold all of your needles, scissors, pins, pin cushions and thread. As an added bonus, the bottom part is perfect for holding patterns. <http://tinyurl.com/55nj99>

Tackle boxes are light weight and they keep your creativity from getting out of control. You can take them with you or easily store them almost anywhere.

Just Don't Forget to Hook the Latch!



LESLIE STRAKA | Cell: 425-922-3760 | Fax: 928-223-8938 | leslie@personworks.com

